








# What Starts With C?

Color the pictures that begin with C.




# Sort the Letters

Cut and paste the lower and uppercase letters into the correct boxes.




c	C

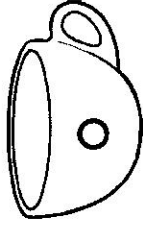
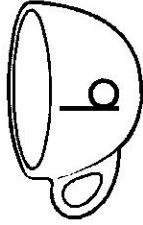
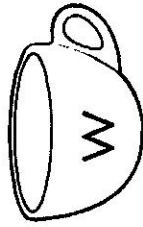
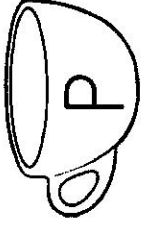
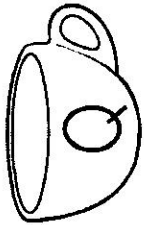

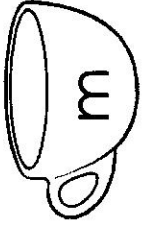
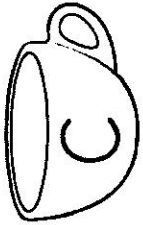
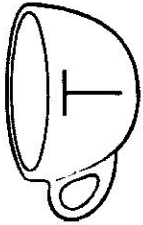
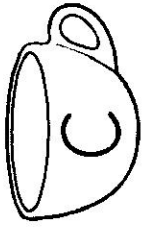
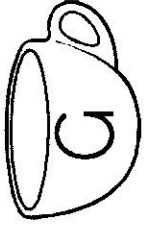
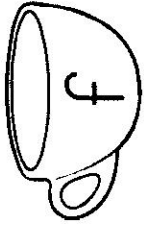
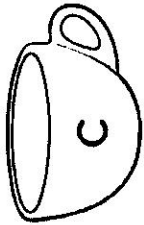

A vertical strip containing seven letters for cutting and pasting: a large uppercase 'C', a small lowercase 'c', a medium lowercase 'c', a large uppercase 'C', a small lowercase 'c', a dashed lowercase 'c', and a dashed uppercase 'C'.



# Letter Hunt

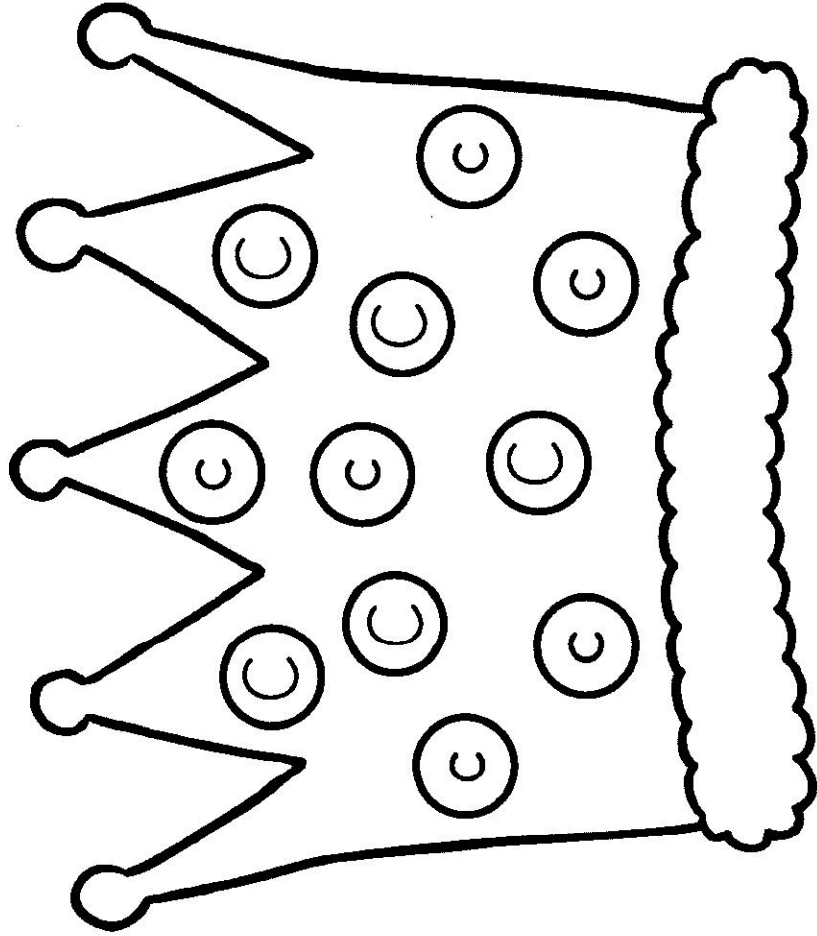


Find and color the letter C/c cups!



# Spin and Color

Letter C: Color the Jewels



# Spin and Color

Pencil Spinner

Directions:

- Color the two sections labeled 'C' and the two sections labeled 'c' the same color and cut out the spinner.
- Carefully push a pencil through the middle and run the spinner.
- Color the lowercase or uppercase letter that matches your spin.
- If playing with two or more players, the first person to color all his/her jewels wins!

